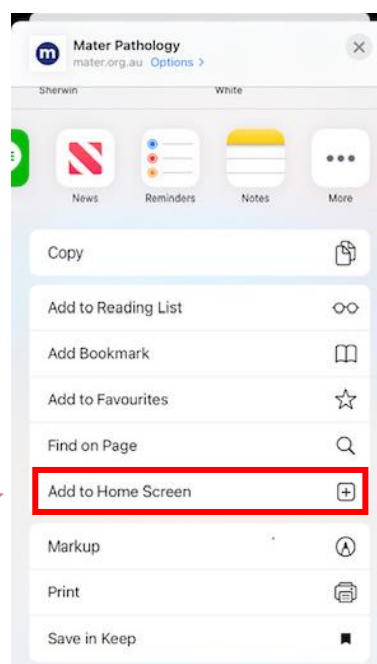




Adding Mater Pathology myResults to your device

Apple devices (iPhone and iPad)


1. Visit **pathology.mater.org** and tap on the Share icon at the bottom of the page
2. Scroll down to the bottom to find **Add to Home Screen**



3. Click '**Add**'




4. Once added, Mater Pathology will be on your home screen ready to use any time.

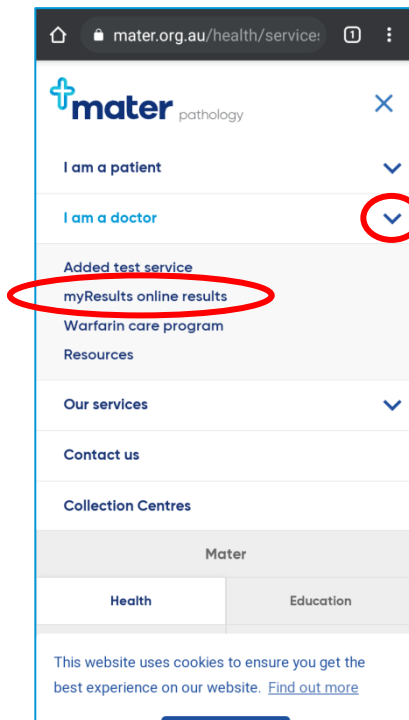


Android Devices

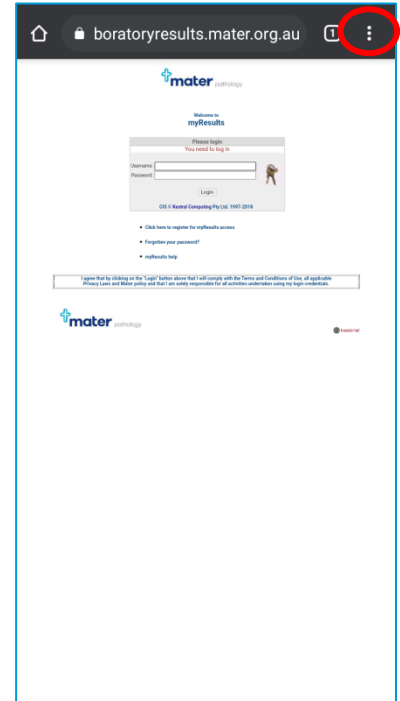
1. Visit mater.org.au/pathology and tap on the hamburger menu icon at the top right of the page.



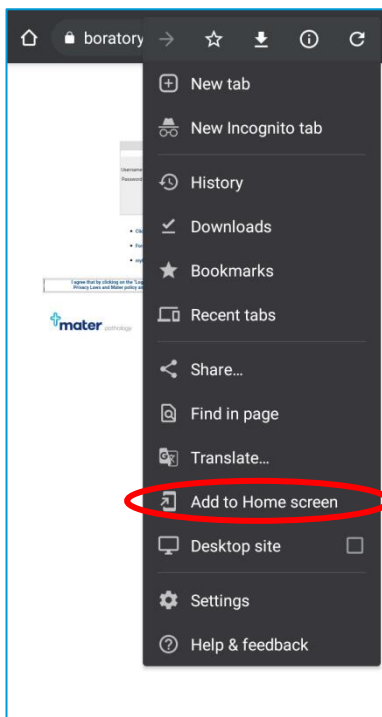
2. Tap on the arrow beside “I am a doctor” and select “myResults online results.”



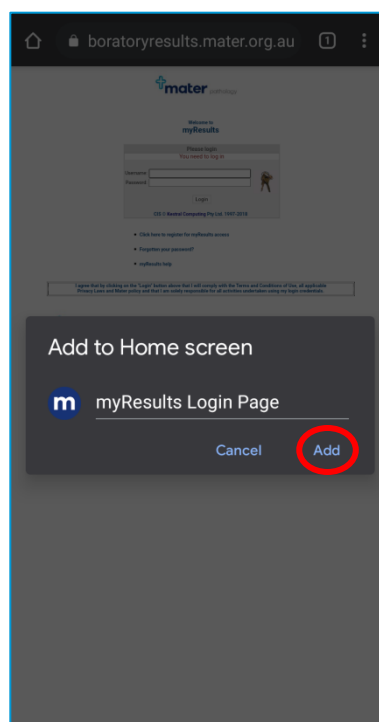
3. Once on the myResults page, tap on the kebab menu icon at the top right of the screen.



4. Select “Add to Home screen.”



5. A popup will appear allowing you to rename the shortcut – tap “Add afterwards.”



6. The shortcut to myResults should now appear on your home screen ready for ease of access.

